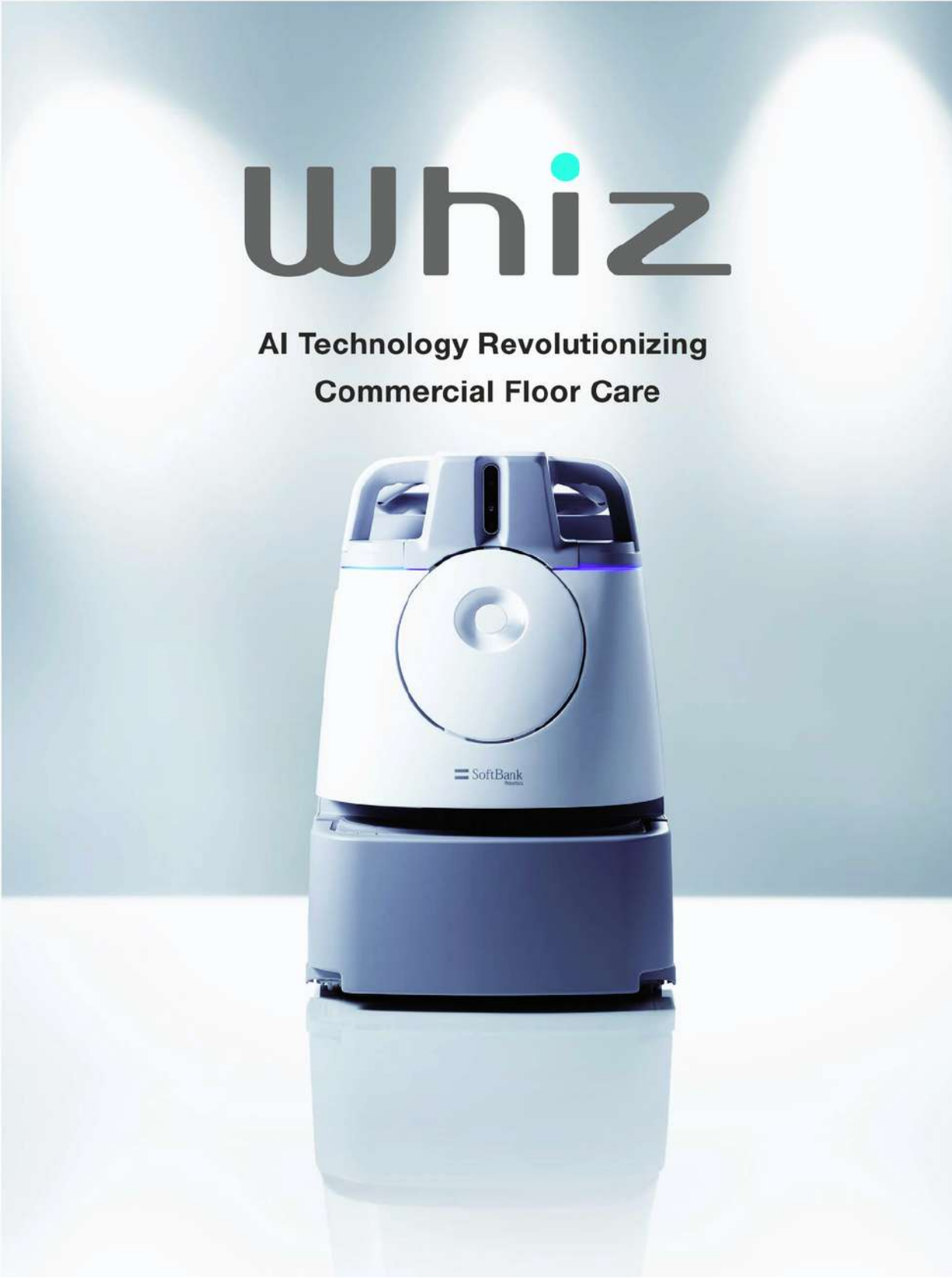





YOUR WORKING AT HEIGHT PARTNER



Whiz

AI Technology Revolutionizing
Commercial Floor Care



YOUR WORKING AT HEIGHT PARTNER



Whiz

Maximum Cleaning Efficiency with Cutting-Edge AI

Changing Professional Cleaning with Breakthrough AI Navigation Technology



East Set-Up, Easy Use

Teach cleaning route manually to save a route



Smart AI Cleaning

On-board BrainOS *1 determines the best route given the surrounding environment



Outstanding Cleaning Efficiency

Continuous operation up to three hours
Coverage up to 1,500m²



Simple Controls

Check status via smartphone or PC



YOUR WORKING AT HEIGHT PARTNER



Perfect for Many Spaces



Office Buildings



Hotels



Shopping Malls



Apartment Complexes



Hospitals



Schools



Welfare Facilities



Airports



YOUR WORKING AT HEIGHT PARTNER



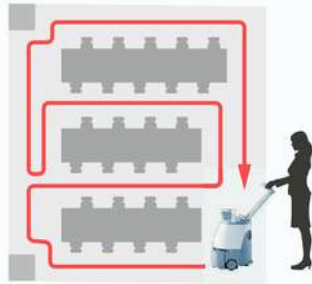
Simple to Use. Simple Setup. Teach a cleaning route and press the start button. It's that simple.

Create a route (Teaching)

- 1 Set the Home Location Code as the starting point.
- 2 Manually push Whiz through the cleaning route to teach.

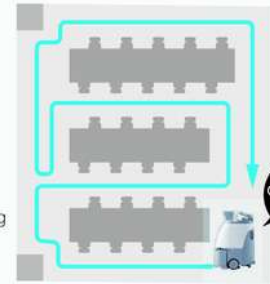


Use the Home Location Code to define start and end point.



Moves Autonomously Along the Cleaning Path

After initial use, simply press the start button for autonomous cleaning. Capable of memorizing several routes.



One-Button Start



Whiz detects and avoids obstacles, responding to environmental changes.

Multiple sensors detect obstacles, stairs, and human movement. Whiz avoids objects or stops until the route clears.



Access and clean narrow spaces, even along hallway wall edges.

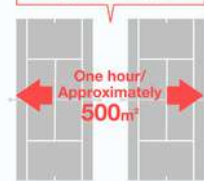


Small, but powerful. Covers an area up to 1,500m² on a single charge.

Continuous operation up to three hours, covering an area up to 1,500m². Use extra batteries to clean even larger areas. High-precision sensors allow cleaning along wall edges.

	Normal mode	Max power mode High-Power Mode
Average Operating Time	Up to 3 hours Approximately 3 hours	Up to 1.5 hours Approximately 1.5 hours
Floor Space/Hour Coverage/Hour	Up to 500m ² Approximately 500m ²	

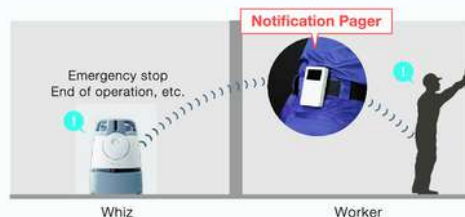
Clean an area the size of two tennis courts in just one hour!



Easy control through Whiz Connect. Check status from anywhere.

Whiz connect

Use the Whiz connect app to control multiple units easily. Receive alerts of emergency stops or blocked units via pager or app.



Control multiple units via app or PC.

*For illustration purposes only. Product details may change without notice.



YOUR WORKING AT HEIGHT PARTNER

User Comments

“Easy to create a cleaning route and quick to get up and running.”

Cleaning Company Employee

Most commercial robots are inconvenient to use, since the manufacturer must come to make detailed route settings. We simply pushed Whiz through a cleaning route and pressed the start button. From there, Whiz took over and went to work.

“Whiz has made us much more efficient. Even our workers were impressed.”

Cleaning Company Manager

We have been sensing an urgency in locating and hiring enough cleaning staff. Whiz takes care of hallway cleaning tasks, making us much more efficient and able to fulfill our contracts at a high level. Staff who work with Whiz have urged us to adopt the robots on a larger scale.

“We expect to improve cleaning quality by combining Whiz with our staff experience.”

Cleaning Company Manager

Our experienced staff create cleaning routes for Whiz, and the unit follows the same route for daily cleaning. Cleaning quality has improved, especially when performed by newly hired workers. We were shocked at how much more dirt was picked up in the bags.

“I have a renewed appreciation for BrainOS functionality. We’re confident we can use Whiz in our buildings”

Building Owner

BrainOS was originally developed for use in the self-driving floor cleaner RS26 powered by BrainOS product. I was already impressed by the high functionality in the operating system, but having used Whiz for a solid week, including nights, we are confident we can use Whiz in all our buildings.

Specifications *Specifications and/or design details may change without prior notice.

Main Unit Dimensions (Handle Recessed)	455mm × 474mm × 653mm (Width, Length, Height)
Weight (Excluding Battery)	30kg
Coverage *2	500m ² /hour
Continuous Operation *2	Approximately 3 hours (Normal mode) / 1.5 hours (Max Power Mode)
Speed	2.5km/h max.
Cleaning Capacity	4.0L (Paper Bag)
Battery	5kg lithium ion; 23.7 Ah, 25.2V
Charging Time	4 hours
Battery Charger Capacity	100-240V AC
Rated Output	29.4V / 6A × 2
Safety Features	Obstacle detection, fall prevention (LIDAR sensor, 3D camera), impact detection (sensor-installed bumper), anomaly detection (Cliff sensors, wheel contact sensors, emergency brake function)
Alert functions	Notification Pager (attaches to main unit) and smartphone app
Accessories	Battery, Battery charger, Notification pager, HEPA filter, Paper bag, Erush

Supplies *Includes charger, home location code, vacuum motor and other accessories.



Paper Bag
Easy disposal;
4L max capacity



Brush
Removable rotating
brush, auto height
adjust



HEPA Filter
Captures 99.97%
of PM2.5 particles,
including pollen and
house dust



Battery
Replaceable
lithium ion battery

Parts/Functions



*1 Uses the BrainOS autonomous-driving AI. SoftBank is the exclusive license distributor for BrainOS in Japan. *2 May differ according to usage environment.
*Whiz is a trademark of SoftBank Robotics. *BrainOS is a trademark of Brain Corp.

